

# 1100 Series Options

Please write in the corresponding letter code(s) for each of the blank boxes below, beginning with Step 1 and ending with Step 8.

TAL	11				D		A	S	BL	
	STEP 1	STEP 2	STEP 3	STEP 4	STEP 5	STEP 6	STEP 7	STEP 8		
		(3 letter code)					(3 letter code)	(2 or 3 letter code)		

## STEP 1: SELECT FABRIC OR LEATHER

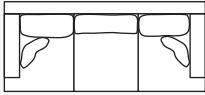
**FA**  
Fabric

**LX**  
Leather

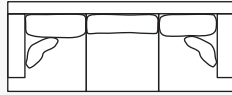
Dealer Name: \_\_\_\_\_ PO#: \_\_\_\_\_

## STEP 2: UNITS

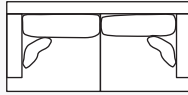
INDEPENDENT UNITS



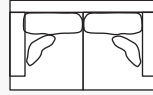
**SOF**  
Sofa  
L82" D37" H35"  
**QSS**  
Queen Sleeper Sofa  
L82" D37" H35"  
D92" with sleeper  
mechanism extended



**XLS**  
Extra Long Sofa  
L91" D37" H35"



**DEM**  
Demi-Sofa  
L73" D37" H35"  
(1or 2 cushions only)



**LOV**  
Loveseat  
L60" D37" H35"  
(1or 2 cushions only)



**\*SWC** (\*Only available with S1, S2, S3 or S9 base)  
Swivel Chair  
L35" D37" H35"  
**\*\*SWR** (\*\*Only available with S1 or S2 base)  
Swivel Rocker Chair  
L35" D37" H35"



**OTO**  
Ottoman  
L25" D18" H18"  
Casters come  
standard with  
skirt selection

**CHR**  
Chair  
(1 cushion only)  
L35" D37" H35"

Dimensions will vary based on the arm selection.  
Dimensions listed here are based on the sock arm.  
Selecting an English Arm or Track Arm will reduce the overall length by 2" per arm.  
Ex: A Track Arm Sofa will have an overall length of 78" and a Track Arm Left Arm Facing Sofa will have an overall length of 75"

Body Fabric / Leather: \_\_\_\_\_

Throw Pillow Fabric: \_\_\_\_\_

Throw pillows do not come standard on leather styles..

Custom Accents: \_\_\_\_\_

**Seat Cushion:**

check a circle →

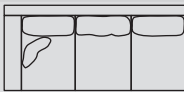
- Standard - Millennium
- Upgrade - Luxe Down (Softest)
- Upgrade - SuperPlush (Soft-No Down)
- Optional / No Charge- Ultra Firm (Firm)
- Upgrade - Spring Down (Soft w/Down)

**Back Cushion:**

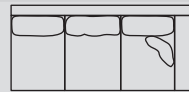
check a circle →

- Standard - ComfortDream
- Upgrade - MicroDown
- Upgrade - All Down
- Upgrade - True Support

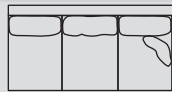
SECTIONAL UNITS



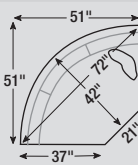
**LFS**  
Left Arm Facing Sofa  
L77" D37" H35"



**RFS**  
Right Arm Facing Sofa  
L77" D37" H35"



**ASO**  
Armless Sofa  
L70" D37" H35"



**COW**  
Corner Wedge  
L72" D37" H35"



**ACR**  
Armless Chair  
L23" D37" H35"



**LFC**  
Left Arm Facing Chair  
L30.5" D37" H35"



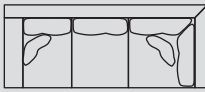
**RFC**  
Right Arm Facing Chair  
L30.5" D37" H35"



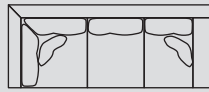
**LFQ**  
Left Facing Queen Sleeper Sofa  
L77" D37" H35"



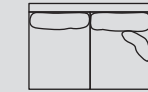
**RFQ**  
Right Facing Queen Sleeper Sofa  
L77" D37" H35"



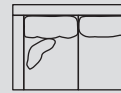
**LCS**  
Left Arm Facing Corner Sofa  
L90" D37" H35"  
Extended Depth: L92" D39" H35"



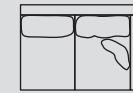
**RCS**  
Right Arm Facing Corner Sofa  
L90" D37" H35"  
Extended Depth: L92" D39" H35"



**ALV**  
Armless Loveseat  
L48" D37" H35"



**LFL**  
Left Arm Facing Loveseat  
L53" D37" H35"



**RFL**  
Right Arm Facing Loveseat  
L53" D37" H35"



**CCH**  
Corner Chair  
L37" D37" H35"  
Extended Depth:  
L39" D39" H35"



**LCH**  
Left Arm Facing Chaise  
L32" D64" H35"



**RCH**  
Right Arm Facing Chaise  
L32" D64" H35"

## STEP 3: DEPTH

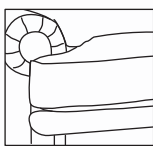
**S.**  
Standard Depth

Standard Depth (Inside Seat Depth = 21")  
Depth of Unit measurement in Step 2, as listed.  
(Example: Sofa Standard Depth = 37")

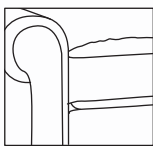
**X.**  
Extended Depth

Extended Depth (Inside Seat Depth = 23")  
Depth of Unit measurement in Step 2, + an additional 2"  
(i.e. Sofa Extended Depth = 39")

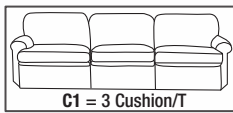
## STEP 4: CUSHION



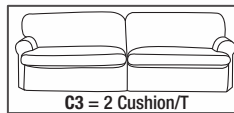
T-FRONT CUSHION



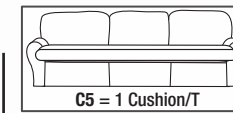
STRAIGHT CUSHION



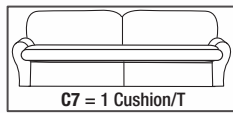
C1 = 3 Cushion/T



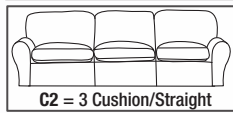
C3 = 2 Cushion/T



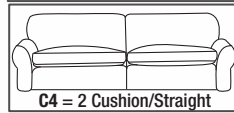
C5 = 1 Cushion/T



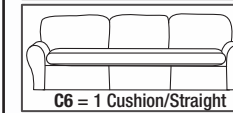
C7 = 1 Cushion/T



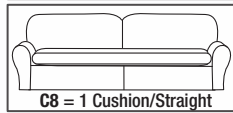
C2 = 3 Cushion/Straight



C4 = 2 Cushion/Straight



C6 = 1 Cushion/Straight



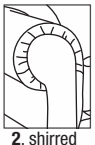
C8 = 1 Cushion/Straight

NOTE: C5 & C6 have 3 Back Cushions while C7 & C8 have 2 Back Cushions

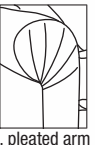
## STEP 5: ARMS



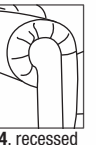
1. sock arm



2. shirred panel arm



3. pleated arm



4. recessed panel arm



5. English arm



6. knuckle arm\*



7. track arm

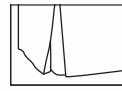
\*Not available on leather styles.

## STEP 6: SKIRTS / BASE

\*Requires a wood finish



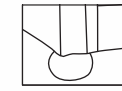
1. standard skirt



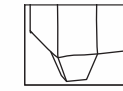
2. dressmaker skirt



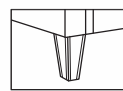
3. upholstered base with border



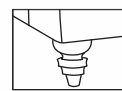
4. bun foot\*



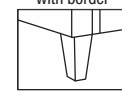
5. wedge foot\*



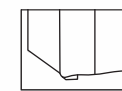
6. tapered groove leg\*



7. Irish turned leg\* (leg has brass cap)



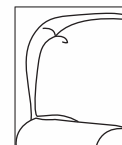
8. tapered leg\*



9. Upholstered base - no border

Note: Options S1 & S2 are only applicable on fabric styles

## STEP 7: BACKS



BL1. Loose Knife Edge Back



BL2. Loose Rounded Box Back



BL3. Loose Multi-Pillow Back



BL4. Loose Square Box Back



BL5. Loose Straight Square Box Back  
Recommended with A7 arm option only.

## STEP 8: FINISH SELECTION

Select a code.

All Pieces:  
Inside Seat Height: 20"  
Arm Height: 24"

Sectional connectors come standard unless otherwise specified.

Dimensions will vary based on the arm selection.

Dimensions listed here are based on the sock arm.

www.TheMTCompany.com

Leave it to us, so you can relax.

MILES TALBOTT