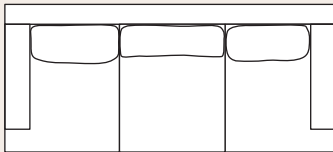


LX-1200 LEATHER Options

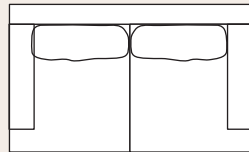
Please write in the corresponding letter code(s) for each of the blank boxes below, beginning with Step 1 and ending with Step 8.

LX	12		C	A	L	B			
	STEP 1	STEP 2	STEP 3	STEP 4	STEP 5	STEP 6	STEP 7	STEP 8	

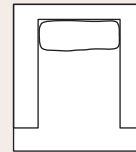
STEP 1: UNITS




S.
SOFA
L82" D37" H35"



L.
LOVESEAT
(one or two cushions only)
L60" D37" H35"




C.
CHAIR
(one cushion only)
L35" D37" H35"



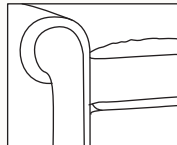
O.
OTTOMAN
L25" D18" H18"

Q.
QUEEN SLEEPER SOFA
L82" D37" H35"
L92" with sleeper mechanism extended

STEP 2: CUSHION All cushions are Millenium Cushion Standard.

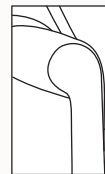


T.
T-Front



S.
Straight

STEP 3: ARMS



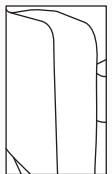
A1.
Sock Arm



A2.
Recessed Panel Arm

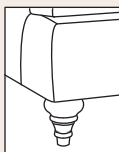


A3.
English Arm

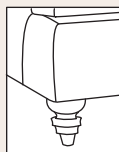


A4.
Track Arm

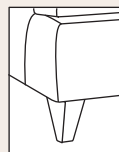
STEP 4: LEGS All legs require a wood finish.



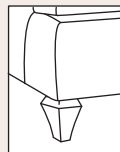
L1.
Turned Leg



L2.
Irish Turned Leg
With Brass Cap

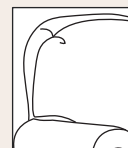


L3.
Tapered Leg

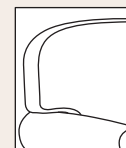


L4.
Wave Leg

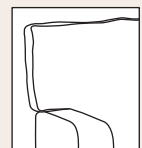
STEP 5: BACKS Note: All backs are Loose Backs only.



B1.
Knife Edge Back



B2.
Box Back



B3.
Square Box Back

STEP 6: # OF SEAT CUSHIONS

1. One 2. Two 3. Three

STEP 7: WELT OR NO WELT

W. Welt N. No welt, plain seam S. Saddle stitch

STEP 8: SELECT A FINISH CODE

Dimensions may vary and are based on the sock arm as the standard. All pieces: Inside Seat Height: 20"
Inside Seat Depth: 22"
Arm Height: 24"

Leave it to us, so you can relax.

MILES TALBOTT

LX-1200 LEATHER Options

ORDER FORM

PAGE ___ OF ___

customer name _____
 street name _____
 city, state, zip _____
 telephone _____ email address _____
 P.O. # _____ total # of pieces _____

sales associate _____
 telephone _____
 customer order # _____
 date _____

When using more than one page for the same customer, be sure to enter the customer's name and customer order number on each page.

QUANTITY: STYLE: (Fill out boxes below)

L	X	1	2		C	A	L	B				
		STEP			STEP	STEP	STEP	STEP	STEP	STEP	STEP	STEP
		1			2	3	4	5	6	7	8	

LEATHER PATTERN NAME: _____
 LEATHER COLOR: _____
 CONTRASTING WELT: _____
 Welt is all over the piece

QUANTITY: STYLE: (Fill out boxes below)

L	X	1	2		C	A	L	B				
		STEP			STEP	STEP	STEP	STEP	STEP	STEP	STEP	STEP
		1			2	3	4	5	6	7	8	

LEATHER PATTERN NAME: _____
 LEATHER COLOR: _____
 CONTRASTING WELT: _____
 Welt is all over the piece

QUANTITY: STYLE: (Fill out boxes below)

L	X	1	2		C	A	L	B				
		STEP			STEP	STEP	STEP	STEP	STEP	STEP	STEP	STEP
		1			2	3	4	5	6	7	8	

LEATHER PATTERN NAME: _____
 LEATHER COLOR: _____
 CONTRASTING WELT: _____
 Welt is all over the piece

QUANTITY: STYLE: (Fill out boxes below)

L	X	1	2		C	A	L	B				
		STEP			STEP	STEP	STEP	STEP	STEP	STEP	STEP	STEP
		1			2	3	4	5	6	7	8	

LEATHER PATTERN NAME: _____
 LEATHER COLOR: _____
 CONTRASTING WELT: _____
 Welt is all over the piece

Leave it to us, so you can relax.
MILES TALBOTT